



Always be here with you!



CE

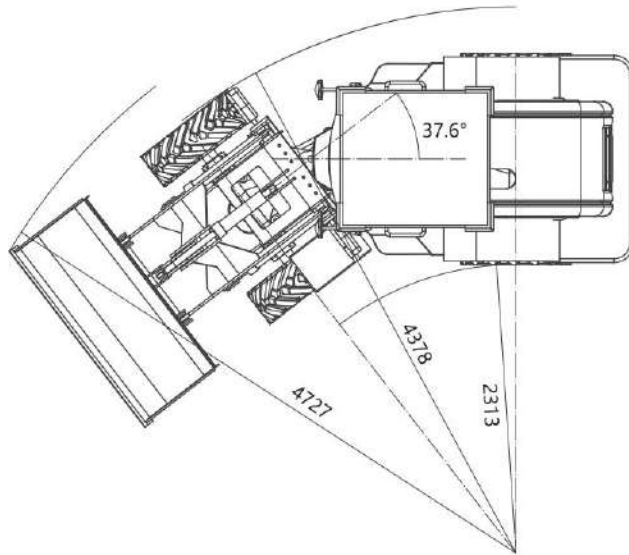
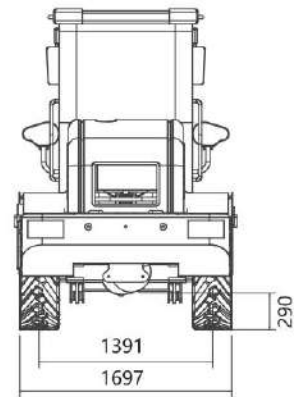
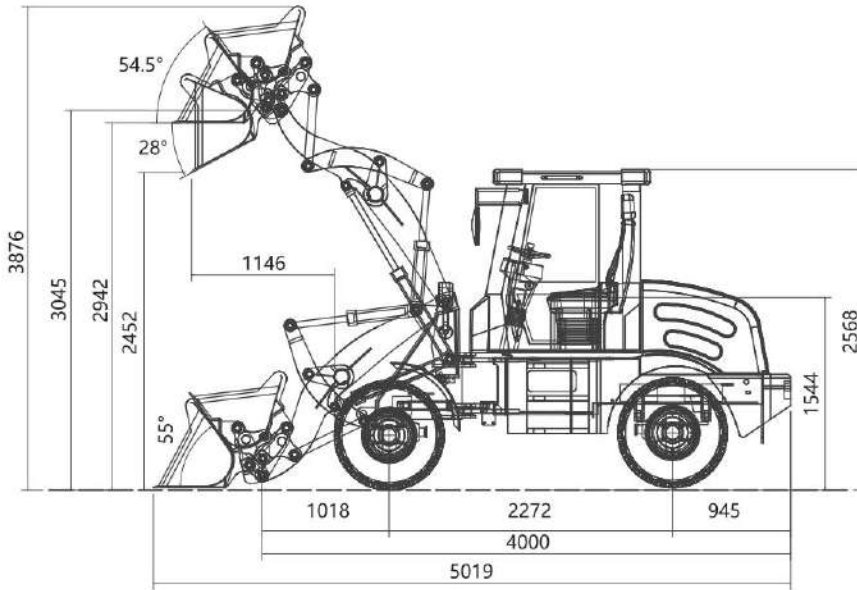
WHEEL LOADER

WL160



Specifications

Engine Model:	XINCHAI A498BT1 E3
Rated Power(kw):	36.8
Rated Speed(rpm):	2650
Rated load(kg):	1600
Rated Bucket Capacity(m3):	0.5-0.9
Overall Size LxWxH(mm):	5019×1697×2568
Wheel base (mm):	2272
Wheel thread(mm):	1391
Max.breakout force (KN):	64
Max.dump height(mm):	2452
Dump distance(mm):	1146
Total time(s):	11
Operating Weight(kg):	4000
Tyre:	20.5/70-16 23.5/70-16



DESCRIPTION

The ideally-matched, WOLF powertrain system has been built and refined over the years to work together in perfect harmony, ensuring optimized performance. WOLF offers an option of CUMMINS, KUBOTA, KOHLER, PERKINS and YANMAR engines to match the different market requirements across the globe.

These world-renowned OEM brands enjoy international warranty to minimize downtime and maximize productivity. Spare parts are also easily available.





QINGDAO ZONGJIN ENGINEERING MACHINERY CO.,LTD.

WOLF (QINGDAO) EQUIPMENT CO.,LTD.



Tel: 0086-532-66739792

Email: info@chinawheelloaders.com

WeChat/Whatsapp: +8613589171650

Address: No.88 Chunyang Rd,Chengyang,Qingdao,China